


**Department: DEPARTMENT OF AGRICULTURE**  
**Agency: REGIONAL FIELD OFFICE IX**  
**Operating Unit: NATIONAL LIVESTOCK PROGRAM**  
**Oganizational Code (UACS): 300009**


Expense Class/Major Final Output / PAP Statements/Performance Indicators Description	P/P/A Code	2015 NATIONAL EXPENDITURE PROGRAM							
		Budgetary Allocation, 2015 NEP			OBLIGATION PROGRAM				
		MOOE	CO	TOTAL	Q1	Q2	Q3	Q4	Total
<b>MFO 2: TECHNICAL AND SUPPORT SERVICES</b>	<b>302000000</b>	<b>38,151</b>	<b>8,762</b>	<b>46,913</b>	<b>6,594</b>	<b>15,907</b>	<b>15,172</b>	<b>10,790</b>	<b>48,463</b>
<b>2.1 PRODUCTION SUPPORT SERVICES</b>	<b>302010000</b>	<b>29,541</b>	<b>8,762</b>	<b>38,303</b>	<b>4,956</b>	<b>12,190</b>	<b>12,865</b>	<b>8,292</b>	<b>38,303</b>
Artificial Insemination Program (UNAIP)		970	200	1,170	870	125	125	50	1,170
Forage Development Program		400	0	400	250	50	50	50	400
Philippine Native Animal Development Program		600		600			450	150	600
Rabies Surveillance and Monitoring		200		200	50	50	50	50	200
Prevention and Control of Other Economically Important Diseases		200		200	50	50	50	50	200
Drugs and Biologics Development and Distribution		1,500		1,500			950	550	1,500
Livelihood Assistance Program (includes beneficiaries of secretary's field visit)		17,209	8,562	25,771		9,535	9,674	6,562	25,771
Program Coordination & Support Activities		8,462		8,462	3,736	2,380	1,516	830	8,462
<b>2.2 MARKET DEVELOPMENT SERVICES</b>	<b>302020000</b>	<b>200</b>	<b>0</b>	<b>200</b>	<b>0</b>	<b>80</b>	<b>60</b>	<b>60</b>	<b>200</b>
Market Related Events Funded, Assisted and Conducted (Local and International)		200		200		80	60	60	200
<b>2.3 EXTENSION SUPPORT, EDUCATION AND TRAINING SERVICES</b>	<b>302030000</b>	<b>5,910</b>	<b>0</b>	<b>6,110</b>	<b>1,162</b>	<b>3,192</b>	<b>1,834</b>	<b>1,272</b>	<b>7,460</b>
DA-LGU Extension Linkage		4,860		4,860	687	2,402	1,019	752	4,860
Training and Training Related Events		600		800	30	215	355	200	800
IEC Material Distribution and Other Info-Advocacy Materials		250		250	445	475	370	310	1,600
Technology Demonstration (establishment and maintenance)		200		200	0	100	90	10	200
<b>2.4 RESEARCH DEVELOPMENT</b>	<b>302040000</b>	<b>2,500</b>	<b>0</b>	<b>2,500</b>	<b>476</b>	<b>445</b>	<b>413</b>	<b>1,166</b>	<b>2,500</b>
Conduct of Research Studies (funded and conducted)		1,500		1,500	326	195	163	816	1,500
Research Facilities Construction/Upgrading/Rehabilitation		1,000		1,000	150	250	250	350	1,000

Expense Class/Major Final Output / PAP Statements/Performance Indicators Description	P/P/A Code	2015 NATIONAL EXPENDITURE PROGRAM							
		Budgetary Allocation, 2015 NEP			OBLIGATION PROGRAM				
		MOOE	CO	TOTAL	Q1	Q2	Q3	Q4	Total
<b>MFO 5: AGRICULTURAL AND FISHERY EQUIPMENT AND FACILITIES SUPPORT SERVICES</b>	<b>305000000</b>	<b>3,500</b>	<b>14,645</b>	<b>18,145</b>	<b>251</b>	<b>5,661</b>	<b>7,704</b>	<b>4,529</b>	<b>18,145</b>
Maintenance of Production Facilities (Nucleus and Multiplier Farm, Production Center, LN2, Hatcheries etc.)		2,500	2,345	4,845	101	1,661	704	2,379	4,845
Establishment/Construction of Postharvest Facilities (cold storage, milk collection center, milking parlor, etc)			2,000	2,000	0	0	2,000		2,000
Construction of Other Infrastructure (abattoir, laboratories, dressing plant, biogas digester, processing plant, etc.)		80	0	80		20	35	25	80
Rehabilitation of Other Infrastructure (abattoir, laboratories, dressing plant, biogas digester, processing plant, etc.)		50	0	50		17	17	16	50
Maintenance of Other Infrastructure (abattoir, laboratories, dressing plant, biogas digester, processing plant, etc.)		870	10,300	11,170	150	3,963	4,948	2,109	11,170
<b>GRANDTOTAL</b>		<b>41,651</b>	<b>23,407</b>	<b>65,058</b>	<b>6,845</b>	<b>21,568</b>	<b>22,876</b>	<b>15,319</b>	<b>66,608</b>


Prepared by:

  
**DR. VICTORINO Z. GUILLERMO**  
Regional Livestock Program Coordinator

  
**ENGR. LUISITA M. ABELLA**  
Planning Officer

  
**FE B. FABIAN**  
Budget Officer

Approved by:

  
**CONSTANCIO G. ALAMA**  
OIC, Regional Director

**FY 2015 PHYSICAL PLAN**

**BED 2**

Department: DEPARTMENT OF AGRICULTURE  
 Agency: REGIONAL FIELD OFFICE IX  
 Operating Unit: NATIONAL LIVESTOCK PROGRAM  
 Organizational Code (UACS): 300009

MAJOR FINAL OUTPUT/COMMODITY/PPAs/ Performance Indicators	UACS Code	PHYSICAL TARGET						Variance	REMARKS
		2014 Actual Accomplishment	2015 Total	1ST QTR	2ND QTR	3RD QTR	4TH QTR		
<b>C. OPERATIONS</b>									
<b>MFO 2: TECHNICAL SUPPORT SERVICES</b>	<b>302000000</b>								
<b>2.1 Production Support Services</b>	<b>302010002</b>								
<b>Number of beneficiaries provided production support services</b>		41,089	30,426	1,080	1,820	16,446	11,080	10,663	Current year's target (CY 2015) for beneficiaries
<b>Individuals</b>	<b>number</b>	41,089	30,426	1,080	1,820	16,446	11,080	10,663	does not include clients served under laboratory
<b>Beneficiaries provided with production support services</b>									services.
<b>Planting materials</b>									
<b>Individuals</b>	<b>number</b>	131	400	80	100	140	80	(269)	Increased number of target for beneficiaries
<b>Female</b>	<b>number</b>	59	160	32	40	56	32	(101)	served for planting materials under Forage
<b>Male</b>	<b>number</b>	72	240	48	60	84	48	(168)	Development Program.
<b>Groups</b>	<b>number</b>								
<b>Animals</b>									
<b>Individuals</b>	<b>number</b>	104	526		470	56		(422)	Increased number of target for beneficiaries
<b>Female</b>	<b>number</b>	41	156		116	40		(115)	served for animal distribution thru Livelihood
<b>Male</b>	<b>number</b>	63	370		354	16		(307)	Assistance Program.
<b>Groups</b>	<b>number</b>								
<b>Other Services (Specify)</b>									
<b>Individuals</b>	<b>number</b>	40,854	29,500	1,000	1,250	16,250	11,000	11,354	Target only includes beneficiaries served for
<b>Female</b>	<b>number</b>	18,193	11,800	400	500	7,500	3,400	6,393	semen straws distributed and drugs/biologics
<b>Male</b>	<b>number</b>	22,661	17,700	600	750	8,750	7,600	4,961	distributed.
<b>Groups</b>	<b>number</b>								
<b>Semen Straws</b>	<b>number</b>								
<b>Individuals</b>	<b>number</b>	6,999	4,500	1,000	1,250	1,250	1,000	2,499	Target does not include beneficiaries for semen
<b>Female</b>	<b>number</b>	1,876	1,800	400	500	500	400	76	straws for swine; only semen straws for cattle,
<b>Male</b>	<b>number</b>	5,123	2,700	600	750	750	600	2,423	carabao, goat and sheep.
<b>Groups</b>	<b>number</b>								

MAJOR FINAL OUTPUT/COMMODITY/PPAs/ Performance Indicators		UACS Code	PHYSICAL TARGET						Variance	REMARKS	
			2014 Actual Accomplishment	2015 Total	1ST QTR	2ND QTR	3RD QTR	4TH QTR			
<b>Biologics, Vaccines and Drugs (Regional Source Only)</b>	<b>number</b>										
Individuals	<b>number</b>		13,595	25,000				15,000	10,000	(11,405)	Increased number of target for beneficiaries
Female	<b>number</b>		7,997	10,000				7,000	3,000	(2,003)	for drugs/biologics distributed due to change in
Male	<b>number</b>		5,597	15,000				8,000	7,000	(9,403)	no. of doses received per beneficiary.
Groups	<b>number</b>										
<b>Laboratory Services</b>	<b>number</b>										
Individuals	<b>number</b>		20,261							20,261	Individuals served under laboratory services were
Female	<b>number</b>		8,320							8,320	excluded; they are considered as clients served;
Male	<b>number</b>		11,941							11,941	most laboratory services have fees.
Groups	<b>number</b>										
INPUT INDICATORS											
Planting materials distributed											
Planting materials distributed by piece											
Others (pasture/forage)	piece		25,393	60,000	12,000	15,000	21,000	12,000		(34,607)	Increased target for planting materials distributed under Forage Development Program.
Animals distributed											
Large ruminant											
Beef Cattle	head		155	8		8				147	Approved target for animal distribution only
Carabao	head		153	8		8				145	for Capital Outlay.
Small ruminant											
Goat	head		401	54		54				347	Approved target for animal distribution only
Swine	head		524	34		34				490	for Capital Outlay.
Poultry											
Chicken	head		3,372	460		230	230			2,912	Approved target for animal distribution only
Duck	head		250	1,000		500	500			(750)	
Semen straws distributed	number		11,563	13,500	3,000	3,750	3,750	3,000		(1,937)	Based on current year's target for AI services
Biologics, vaccines and drugs distributed	dose		123,085	137,500				82,500	55,000	(14,415)	Increased in allocation for drugs/biologics.
Laboratory Services Rendered			42,615	82,500	2,800	38,450	38,450	2,800		(39,885)	Only for feed analysis & animal disease diagnosis
Program Coordination and Field Monitoring Activities			12	12	3	3	3	3		0	
<b>2.2 Market Development Services</b>		<b>30202002</b>									
<b>Beneficiaries provided with market development services</b>											
Individuals			40	100		30	30	40		(60)	Increased in target beneficiaries for market
Female	<b>number</b>		20	40		12	12	16		(20)	linkage activities.


MAJOR FINAL OUTPUT/COMMODITY/PPAs/ Performance Indicators		UACS Code	PHYSICAL TARGET						Variance	REMARKS
			2014 Actual Accomplishment	2015 Total	1ST QTR	2ND QTR	3RD QTR	4TH QTR		
<i>Male</i>	<i>number</i>		22	60		18	18	24	(38)	
<i>Groups</i>	<i>number</i>									
INPUT INDICATORS										
Market-related events										
Assisted										
international	number			1		1			(1)	Assistance under BIMP-EAGA
Conducted				0					0	
local	number		1	3		1	1	1	(2)	Activities during city/provincial fiestas.
<b>2.3 Extension Support, Education and Training Services</b>		<b>302030002</b>								
<i>Participants trained</i>										
<i>Extension personnel</i>	<i>number</i>		44	215	30	60	75	50	(171)	Increased in target AEWs beneficiaries for
<i>Female</i>	<i>number</i>		9	135	25	35	35	40	(126)	trainings for Artificial Insemination, Meat
<i>Male</i>	<i>number</i>		35	80	5	25	40	10	(45)	Processing Demos and Biogas Technology.
<i>Farmers</i>	<i>number</i>		213	300	10	97	163	30	(150)	Increased in target farmer beneficiaries for
<i>Female</i>	<i>number</i>		152	210	8	57	120	25	(135)	trainings for Artificial Insemination, Meat
<i>Male</i>	<i>number</i>		61	90	2	40	43	5	(15)	Processing Demos and Biogas Technology.
<i>Technology demonstration clients</i>										
<i>Extension personnel</i>	<i>number</i>			30			30		(30)	Walk-in clients served
<i>Female</i>	<i>number</i>			15			15		(15)	Walk-in clients served
<i>Male</i>	<i>number</i>			15			15		(15)	Walk-in clients served
<i>Farmers and Fishers</i>										
<i>Female</i>	<i>number</i>			10			10		(10)	Walk-in clients served
<i>Male</i>	<i>number</i>			10			10		(10)	Walk-in clients served
INPUT INDICATORS										
Training and training-related events conducted		number								
Other trainings		number								
Production & post-production				3		1	2		(3)	Training on Biogas Technology
Good animal husbandry practices			2	2		1	1		0	Training on AI for Small Ruminants
Livestock products and meat processing			5	8	1	2	3	2	(3)	Training on Animal Products & By-products Utilization
e-learning course administered		number		2		1	1		(2)	Training on UNAIP e-reporting
IEC materials disseminated:										
Print and audio visual (including digital)										

MAJOR FINAL OUTPUT/COMMODITY/PPAs/ Performance Indicators		UACS Code	PHYSICAL TARGET						Variance	REMARKS
			2014 Actual Accomplishment	2015 Total	1ST QTR	2ND QTR	3RD QTR	4TH QTR		
Print	number		12,000	15,000	3,000	4,250	4,250	3,500	(3,000)	Increased in target due to info advocacy
Individuals given incentives, recognitions, and awards										
LGU-extension workers given incentives	number		162	162	162	162	162	162	0	
Farm youth given allowance	number			6		6			(6)	
Awards and recognition	number									
Farmers	number			1		1			(1)	
Rural Women	number			1		1			(1)	
Youth	number			1		1			(1)	
Technology demonstrations established/maintained										
Maintained	number		1	1	1	1	1	1	0	
<b>2.4 Research and Development</b>		<b>30204002</b>								
INPUT INDICATORS										
Research and development activities:										
Conducted	number									
New										
Production-related	number		2	4		4			(2)	
Research facilities:										
Funded	number									
Established	number									
Upgraded	number		1	3			2	1	(2)	
Maintained	number		1	12	3	3	3	3	(11)	
<b>MFO 5. AGRICULTURAL AND FISHERY MACHINERY, EQUIPMENT, AND FACILITIES SUPPORT SERVICES</b>		<b>30501002</b>								
<b>Beneficiaries of other infrastructure</b>										
<b>Individuals</b>	<b>number</b>		91	96		18	48	30	(5)	
<b>Male</b>	<b>number</b>		55	58		11	29	18	(3)	
<b>Female</b>	<b>number</b>		36	38		7	19	12	(2)	
<b>Groups</b>	<b>number</b>									
INPUT INDICATORS										
Production facility maintained (specify)	number									
Multiplier Farm			12	12	12	12	12	12	0	
Production Center			7	6	6	6	6	6	1	
Production facility upgraded (specify)	number									


MAJOR FINAL OUTPUT/COMMODITY/PPAs/ Performance Indicators	UACS Code	PHYSICAL TARGET						Variance	REMARKS
		2014 Actual Accomplishment	2015 Total	1ST QTR	2ND QTR	3RD QTR	4TH QTR		
Production Center		6	3			2	1	3	
Other infrastructure constructed									
Biogas digesters	number	7	10		2	5	3	(3)	
Other infrastructure rehabilitated	number								
Biogas digesters		6	6		2	2	2	0	
Other infrastructure maintained	number								
Laboratories			4	4	4	4	4	(4)	
Biogas digesters		35	25	25	25	25	25	10	

Prepared by:

Approved by:




**DR. VICTORINO Z. GUILLERMO**  
Regional Livestock Program Coordinator



**ENGR. LUISITA M. ABELLA**  
Planning Officer



**FE B. FABIAN**  
Budget Officer



**CONSTANCIO G. ALAMA**  
OIC, Regional Director

**MONTHLY CASH PROGRAM**  
CY 2015 (NEP)  
(In Thousand Pesos)

Department: DEPARTMENT OF AGRICULTURE  
Agency: REGIONAL FIELD OFFICE IX  
Operating Unit: NATIONAL LIVESTOCK PROGRAM  
Organizational Code (UACS): 300009

Expense Class/Major Final Output / PAP Statements/Performance Indicators Description	NOTICE OF CASH ALLOCATION		TOTAL CASH PROGRAM	TAX REM. ADVICE (TRA)	PROGRAM NET OF TRA	Quarter 1				Quarter 2				Quarter 3				Quarter 4			
	MOOE	CO				Jan	Feb	Mar	TOTAL	Apr	May	Jun	TOTAL	Jul	Aug	Sep	TOTAL	Oct	Nov	Dec	TOTAL
<b>MFO 2: TECHNICAL AND SUPPORT SERVICES</b>	<b>39,701</b>	<b>8,762</b>	<b>48,463</b>	<b>2,423.15</b>	<b>46,039.85</b>	<b>22.00</b>	<b>560.00</b>	<b>1,080.00</b>	<b>1,662.00</b>	<b>2,435.00</b>	<b>4,633.00</b>	<b>14,191.00</b>	<b>21,259.00</b>	<b>6,395.00</b>	<b>5,042.00</b>	<b>4,109.00</b>	<b>15,546.00</b>	<b>2,996.00</b>	<b>2,617.00</b>	<b>1,959.85</b>	<b>7,572.85</b>
<b>2.1 PRODUCTION SUPPORT SERVICES</b>	<b>29,541</b>	<b>8,762</b>	<b>38,303</b>	<b>1,915.15</b>	<b>36,387.85</b>	<b>22.00</b>	<b>543.00</b>	<b>983.00</b>	<b>1,548.00</b>	<b>1,635.00</b>	<b>3,855.00</b>	<b>10,108.00</b>	<b>15,598.00</b>	<b>5,795.00</b>	<b>4,275.00</b>	<b>2,795.00</b>	<b>12,865.00</b>	<b>2,320.00</b>	<b>2,357.00</b>	<b>1,699.85</b>	<b>6,376.85</b>
Artificial Insemination Program (UNAIP)	970	200	1,170	58.50	1,111.50			10.00	10.00	20.00	20.00	196.00	236.00	769.00	20.00	20.00	809.00	20.00	20.00	16.50	56.50
Forage Development Program	400	-	400	20.00	380.00			25.00	25.00	50.00	80.00	125.00	255.00	100.00			100.00				-
Philippine Native Animal Development Program	600	-	600	30.00	570.00				-	270.00	100.00	370.00			200.00		200.00				-
Rabies Surveillance and Monitoring	200	-	200	10.00	190.00			50.00	50.00	50.00	-	50.00		50.00			50.00		40.00		40.00
Prevention and Control of Other Economically Important Diseases	200	-	200	10.00	190.00			50.00	50.00	50.00	-	50.00		50.00			50.00		40.00		40.00
Drugs and Biologics Development and Distribution	1,500	-	1,500	75.00	1,425.00				-		1,425.00	1,425.00					-				-
Livelihood Assistance Program (includes beneficiaries of secretary's field visit)	17,209	8,562	25,771	1,288.55	24,482.45				-	1,400.00	3,200.00	4,834.00	9,434.00	4,726.00	3,955.00	2,375.00	11,056.00	2,000.00	1,992.45		3,992.45
Program Coordination & Support Activities	8,462	-	8,462	423.10	8,038.90	22.00	543.00	848.00	1,413.00	165.00	185.00	3,428.00	3,778.00	200.00	200.00	200.00	600.00	300.00	264.55	1,683.35	2,247.90
<b>2.2 MARKET DEVELOPMENT SERVICES</b>	<b>200</b>	<b>-</b>	<b>200</b>	<b>10.00</b>	<b>190.00</b>	<b>-</b>	<b>-</b>	<b>-</b>	<b>-</b>	<b>-</b>	<b>30.00</b>	<b>50.00</b>	<b>80.00</b>	<b>-</b>	<b>-</b>	<b>54.00</b>	<b>54.00</b>	<b>56.00</b>	<b>-</b>	<b>-</b>	<b>56.00</b>
Market Related Events Funded, Assisted and Conducted (Local and International)	200	-	200	10.00	190.00						30.00	50.00	80.00			54.00	54.00	56.00			56.00
<b>2.3 EXTENSION SUPPORT, EDUCATION AND TRAINING SERVICES</b>	<b>7,460</b>	<b>-</b>	<b>7,460</b>	<b>373.00</b>	<b>7,087.00</b>	<b>-</b>	<b>14.00</b>	<b>11.00</b>	<b>25.00</b>	<b>610.00</b>	<b>510.00</b>	<b>3,201.00</b>	<b>4,321.00</b>	<b>410.00</b>	<b>577.00</b>	<b>847.00</b>	<b>1,834.00</b>	<b>387.00</b>	<b>260.00</b>	<b>260.00</b>	<b>907.00</b>
DA-LGU Extension Linkage	4,860		4,860	243.00	4,617.00				-	590.00	228.00	2,271.00	3,089.00	95.00	467.00	457.00	1,019.00	252.00	187.00	70.00	509.00
Training and Training Related Events	800		800	40.00	760.00				-	20.00	175.00	50.00	245.00	315.00	20.00	20.00	355.00	135.00	15.00	10.00	160.00
IEC Material Distribution and Other Info-Advocacy Materials	1,600		1,600	80.00	1,520.00		14.00	11.00	25.00	-	107.00	780.00	887.00	-	-	370.00	370.00	-	58.00	180.00	238.00
Technology Demonstration (establishment and maintenance)	200		200	10.00	190.00				-		100.00	100.00		90.00		90.00					-
<b>2.4 RESEARCH DEVELOPMENT</b>	<b>2,500</b>	<b>-</b>	<b>2,500</b>	<b>125.00</b>	<b>2,375.00</b>	<b>-</b>	<b>3.00</b>	<b>86.00</b>	<b>89.00</b>	<b>190.00</b>	<b>238.00</b>	<b>832.00</b>	<b>1,260.00</b>	<b>190.00</b>	<b>190.00</b>	<b>413.00</b>	<b>793.00</b>	<b>233.00</b>	<b>-</b>	<b>-</b>	<b>233.00</b>
Conduct of Research Studies (funded and conducted)	1,500		1,500	75.00	1,425.00				-	190.00	238.00	521.00	949.00	190.00	190.00	163.00	476.00				-
Research Facilities Construction/Upgrading/Rehabilitation	1,000		1,000	50.00	950.00		3.00	86.00	89.00			311.00	311.00			250.00	317.00	233.00			233.00
<b>MFO 5: Agricultural and Fishery Equipment and Facilities Support Services</b>	<b>3,500</b>	<b>14,645</b>	<b>18,145</b>	<b>907.25</b>	<b>17,237.75</b>	<b>-</b>	<b>-</b>	<b>-</b>	<b>-</b>	<b>310.00</b>	<b>1,500.00</b>	<b>4,100.00</b>	<b>5,910.00</b>	<b>-</b>	<b>-</b>	<b>32.50</b>	<b>32.50</b>	<b>9,369.25</b>	<b>26.00</b>	<b>1,900.00</b>	<b>11,295.25</b>
Maintenance of Production Facilities (Nucleus and Multiplier Farm, Production Center, LN2, Hatcheries etc.)	2,500	2,345	4,845	242.25	4,602.75					200.00	1,500.00	1,793.00	3,493.00				-	1,109.75			1,109.75
Establishment/Construction of Postharvest Facilities (cold storage, milk collection center, milking parlor, etc)		2,000	2,000	100.00	1,900.00							-	-				-			1,900.00	1,900.00



Expense Class/Major Final Output / PAP Statements/Performance Indicators Description	NOTICE OF CASH ALLOCATION		TOTAL CASH PROGRAM	TAX REM. ADVICE (TRA)	PROGRAM NET OF TRA	Quarter 1				Quarter 2				Quarter 3				Quarter 4			
	MOOE	CO				Jan	Feb	Mar	TOTAL	Apr	May	Jun	TOTAL	Jul	Aug	Sep	TOTAL	Oct	Nov	Dec	TOTAL
Construction of Other Infrastructure (abattoir, laboratories, dressing plant, biogas digester, processing plant, etc.)	80	-	80	4.00	76.00							40.00	40.00			20.00	20.00		16.00		16.00
Rehabilitation of Other Infrastructure (abattoir, laboratories, dressing plant, biogas digester, processing plant, etc.)	50	-	50	2.50	47.50							25.00	25.00			12.50	12.50		10.00		10.00
Maintenance of Other Infrastructure (abattoir, laboratories, dressing plant, biogas digester, processing plant, etc.)	870	10,300	11,170	558.50	10,611.50					110.00		2,242.00	2,352.00				-	8,259.50			8,259.50
<b>GRANDTOTAL</b>	<b>43,201</b>	<b>23,407</b>	<b>66,608</b>	<b>3,330.40</b>	<b>63,277.60</b>	<b>22.00</b>	<b>560.00</b>	<b>1,080.00</b>	<b>1,662.00</b>	<b>2,745.00</b>	<b>6,133.00</b>	<b>18,291.00</b>	<b>27,169.00</b>	<b>6,395.00</b>	<b>5,042.00</b>	<b>4,141.50</b>	<b>15,578.50</b>	<b>12,365.25</b>	<b>2,643.00</b>	<b>3,859.85</b>	<b>18,868.10</b>

Prepared by:

**DR. VICTORINO Z. GUILLERMO**  
Regional Livestock Program Coordinator

**ENGR. LUISITA M. ABELLA**  
Planning Officer

**FE B. FABIAN**  
Budget Officer

Approved by:

**CONSTANCIO G. ALAMA**  
OIC, Regional Director